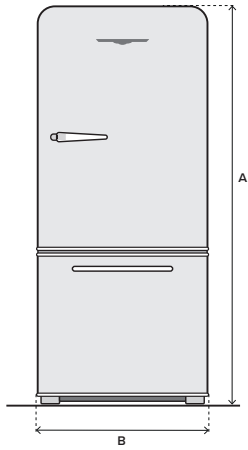
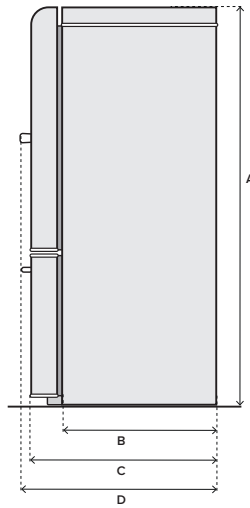


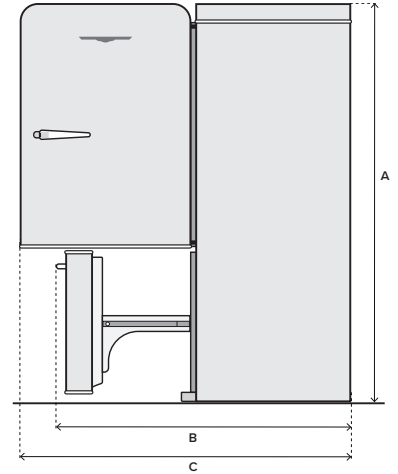
1950



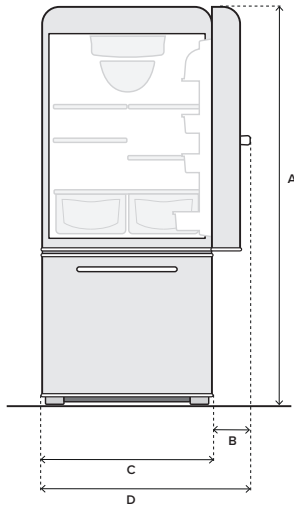
| | | |
|----------|-----------------------|---------|
| A | Height to top of door | 69 1/8" |
| B | Width | 30 1/8" |



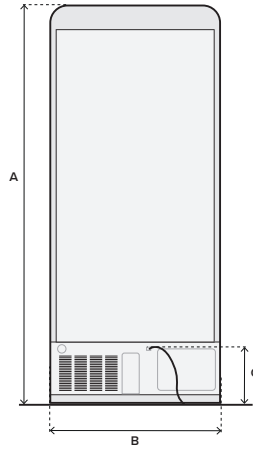
| | | |
|----------|-------------------------|---------|
| A | Height to top of case | 69" |
| B | Depth without doors | 28 1/4" |
| C | Depth including doors | 33 7/2" |
| D | Depth including handles | 36" |



| | | |
|----------|-------------------------------|---------|
| A | Height to top of case | 69" |
| B | Depth with bottom drawer open | 53 1/2" |
| C | Depth with door open 90° | 59 3/8" |



| | | |
|----------|-------------------------------|---------|
| A | Height to top of door | 69 1/8" |
| B | Side clearance, door open 90° | 5 1/8" |
| C | Width | 30 1/8" |
| D | Width with door open 90° | 35 1/4" |



| | | |
|----------|--|---------|
| A | Height to top of case | 69" |
| B | Width | 30 1/8" |
| C | Electrical cord 10" off ground, 12" from left side | |

CAPACITY

| | |
|----------------------|------|
| Total (cu. ft.) | 18.5 |
| Freezer (cu. ft.) | 5.6 |
| Fresh Food (cu. ft.) | 12.9 |

FRESH FOOD FEATURES

| | |
|----------------------|---------|
| Adjustable Shelves | 4 Split |
| Crispers | 2 Half |
| Clear Deli Drawer | Yes |
| Gallon Door Storage | Yes |
| Dairy Center | Yes |
| Adjustable Door Bins | 4 |
| Fixed Door Racks | 1 |

FREEZER FEATURES

| | |
|-------------------|-----|
| Glide-Out Baskets | Yes |
|-------------------|-----|

OTHER FEATURES

| | |
|-----------------------------|----------|
| Factory-Installed Ice Maker | Optional |
| Internal Water Dispenser | N/A |
| Left Hand Hinge | Optional |
| Chrome Accents | Yes |
| Color-Matched Enamel Sides | Yes |
| Hand-Buffered Enamel Doors | Yes |
| Dual Temperature Controls | Yes |
| Premium Lighting Package | Yes |
| Quiet Sound Package | Yes |
| Rollers and Levelers | Yes |

WATER HOOKUP

Center of the back of the fridge, 6" off the ground.

ELECTRICAL HOOKUP

5' Cord is 10" off the ground, 12" in from the left side of the back of the fridge.

POWER RATING

| | |
|--|----------------|
| Energy Requirement | 120V-15A, 16Hz |
| Energy Guide (US) / EnerGuide (CDN) Rating (Kwh/yr.) | 521/441 |

SHIPPING WEIGHT

360 lbs